


The Concord GRAPEVINE

MAY...WARMTH AND SUNSHINE

Aside from the sunshine and pretty flowers, May has also served as host to some other great events and special holidays. You know, like these cool historical events...



May 5 ~ Thank your lucky stars. In 1962, Alan Shepard became the first American in space.

May 10 ~ Golden Spike Day—The first transcontinental railroad was completed.

May 11 ~ Irving Berlin's birthday. Sing anything but "White Christmas." How about "Puttin' on the Ritz" instead?

May 18 ~ Napoleon literally crowned himself emperor of France in 1804, when he snatched the crown from the Pope and put it on his own head. Nice work, Bonaparte.

May 20 ~ Amelia Earhart became the first woman to fly solo across the Atlantic.

May 25 ~ Start your engines! The Indianapolis 500 is always on the Friday before Memorial Day.

May 27 ~ 200,000 people walked across the Golden Gate Bridge to celebrate its opening.



May 31 ~ Walt Whitman was born. Pick up a new copy of *Leaves of Grass*.

Some Holidays Worth Celebrating

May 2 ~ *International Tuba Day* Sound like a completely fake holiday? We thought so, too. It's a real holiday, though. So celebrate accordingly by finding some uplifting tuba music for your morning commute.

May 5 ~ *Cinco de Mayo* Hola, amigos! Grab your friends, your sombrero and some tequila, and celebrate Mexican heritage how it was meant to be celebrated...by Americans.

May 15 ~ *National Hug Your Cat Day* Fake? Maybe. Useless? Certainly not. Nothing is more fun than hugging a cat...who most assuredly does not want to be snuggled.

May 18 ~ *National Museum Day* Take your Friday off, let the kids play hooky and go visit your favorite local museum.

Better yet, go crazy and spend a three-day weekend in Washington, D.C., where you could visit three museums a day and still not see all the museums in our country's capital.

May 30 ~ *Memorial Day* Barbecues are great and everything, but Memorial Day is supposed to be a day of remembrance for those who have fallen in battle. Raise your flag high and proud.

Source: <https://www.sheknows.com/living/articles/1035543/cool-things-that-happened-in-may/>



MAY 2024


2nd	National Day of Prayer
5th	Holocaust Remembrance Day
9th	Ascension
12th	Mother's Day
18th	Armed Forces Day
19th	Pentecost
20th	National Rescue Dog Day
27th	Memorial Day

MAY 2024

ConcordRents

A Concord Management, Ltd. Affiliate

Movie Madness 2
Culinary Creations 3
Helpful Tips 4
Crafty Fun 5



Movie MADNESS

May 2024 Movie Theatre and Streaming Releases



May 3rd ~ The Fall Guy

He's a stuntman, and like everyone in the stunt community, he gets blown up, shot, crashed, thrown through windows and dropped from the highest of heights, all for our entertainment. And now, fresh off an almost career-ending accident, this working-class hero has to track down a missing movie star, solve a conspiracy and try to win back the love of his life while still doing his day job. What could possibly go right?



May 17th ~ IF

From writer and director John Krasinski, IF is about a girl who discovers that she can see everyone's imaginary friends — and what she does with that superpower — as she embarks on a magical adventure to reconnect forgotten IFs with their kids.




May 7th ~ For Sale

Mason McGinness has always been good at two things: selling himself, and finding ways to cheat people into buying when they shouldn't. One day, his swindling catches up with him and he finds himself fired from his job and kicked to the curb by his ex-girlfriend. Mason finds a small realty company that needs someone to sell a piece of property that is considered "unsellable." The catch? It is the infamous Scarlett Clay house—a haunted house where anyone who inhabits it ends up dead. Now, with the help of a quirky psychic, Mason must find his humanity to get his life back...or die trying.



May 24th ~ Furiosa: A Mad Max Saga

As the world fell, young Furiosa is snatched from the Green Place of Many Mothers and falls into the hands of a great Biker Horde led by the Warlord Dementus. Sweeping through the Wasteland, they come across the Citadel presided over by The Immortan Joe. While the two tyrants war for dominance, Furiosa must survive many trials as she puts together the means to find her way home.



May 10th ~ Kingdom of the Planet of the Apes

Set several generations in the future following Caesar's reign, in which apes are the dominant species living harmoniously and humans have been reduced to living in the shadows. As a new tyrannical ape leader builds his empire, one young ape undertakes a harrowing journey that will cause him to question all that he has known about the past and to make choices that will define a future for apes and humans alike.



May 31st ~ Ezra

Follows Max Brandel, a once successful late-night comedy writer turned less-successful stand-up comedian, who struggles through the failure of his career and marriage. After moving in with his father, Max and his ex-wife Jenna remain at odds on how to best raise their autistic son, Ezra.



Culinary CREATIONS

Recipes for the highly versatile fish known as Tilapia!

Crispy Dill Tilapia

Ingredients:

- 1 cup panko bread crumbs
- 2 tablespoons olive oil
- 2 tablespoons snipped fresh dill
- 1/4 teaspoon salt
- 1/8 teaspoon pepper
- 4 tilapia fillets (6 ounces each)
- 1 tablespoon lemon juice
- Lemon wedges

Directions:

Preheat oven to 400°. Toss together first 5 ingredients. Place tilapia in a 15x10x1-inch baking pan coated with cooking spray; brush with lemon juice. Top with crumb mixture, patting to help adhere. Bake, uncovered, on an upper oven rack until fish just begins to flake easily with a fork, 12-15 minutes. Serve with lemon wedges.



Grilled Tilapia Piccata

Ingredients:

- 1/2 teaspoon grated lemon zest
- 3 tablespoons lemon juice
- 2 tablespoons olive oil
- 2 garlic cloves, minced
- 2 teaspoons capers, drained
- 3 tablespoons minced fresh basil, divided
- 4 tilapia fillets (6 ounces each)
- 1/2 teaspoon salt
- 1/4 teaspoon pepper

Directions:

In a small bowl, whisk lemon zest, lemon juice, oil and garlic until blended; stir in capers and 2 tablespoons basil. Reserve 2 tablespoons mixture for drizzling cooked fish. Brush remaining mixture onto both sides of tilapia; sprinkle with salt and pepper. Grill tilapia on a lightly oiled rack, covered, over medium heat or broil 4 in. from heat until fish just begins to flake easily with a fork, 3-4 minutes on each side. Drizzle with reserved lemon mixture; sprinkle with remaining basil.



Spicy Tilapia Rice Bowl

Ingredients:

- 4 tilapia fillets (4 ounces each)
- 1-1/4 teaspoons Cajun seasoning
- 3 tablespoons olive oil, divided
- 1 medium yellow summer squash, halved lengthwise and sliced
- 1 package (16 ounces) frozen pepper and onion stir-fry blend
- 1 can (14-1/2 ounces) diced tomatoes, drained
- 1 envelope fajita seasoning mix
- 1 can (15 ounces) black beans, rinsed and drained
- 1/8 teaspoon salt
- 1/8 teaspoon pepper
- 3 cups hot cooked brown rice
- Optional toppings: Cubed avocado, sour cream and salsa

Directions:

Sprinkle fillets with Cajun seasoning. In a large skillet, heat 2 tablespoons oil over medium heat. Add fillets; cook until fish just begins to flake easily with a fork, 4-6 minutes on each side. Remove and keep warm. Wipe pan clean. In same skillet, heat remaining oil. Add squash; cook and stir 3 minutes. Add stir-fry blend and tomatoes; cook until vegetables are tender, 6-8 minutes longer. Stir in fajita seasoning mix; cook and stir until slightly thickened, 1-2 minutes longer. In a small bowl, mix beans, salt and pepper. Divide rice among 4 serving bowls; layer with beans, vegetables and fillets. If desired, serve with toppings. Source ~ <https://tasteofhome.com>





Helpful TIPS

Helpful Tips for First-Time Renters

Renting your first place is a big step. You'll need to be financially responsible and prepared to take good care of someone else's property. Here are some helpful tips for first-time renters.

Know Your Budget and Save Up

In addition to monthly rent, you'll need to consider other costs that go into renting, including:

- Monthly utilities like electric or internet
- One-time security deposit to cover damages you may cause
- First month's rent to secure the apartment
- Furnishing your new place
- Fees for amenities like parking spots
- Recurring costs like groceries



Take a close look at your income and expenses before you start shopping for an apartment. You'll need to consider all of the costs of renting and save up for initial upfront costs like your security deposit. Depending on where you want to live and how much income you have, you may need to consider living with a roommate to help cover costs.

Find Out What You Need to Rent an Apartment


Although the requirements to rent will vary between apartments and landlords, you'll usually need to meet certain criteria to be approved for the place. Ask the property management company or landlord what the minimum requirements are to rent the apartment you're interested in.

- A certain credit score or a co-signer if you don't have the credit
- A list of references, much like applying to a job
- Proof of income
- First month's rent and a security deposit equal to the monthly rent
- Application fee to apply for the apartment

Consider Parking and Commuting

As you search for apartments, it's important to consider location. You might be comfortable with a longer commute, or living near your work or school might be the most important aspect of renting an apartment.

Parking is another big factor when looking for a place to live. Some apartment complexes have large garages where tenants can park securely for a monthly fee. Other places offer one parking spot for a specific unit — even if multiple



people live there. Ask the landlord about the parking situation and your options before you commit to renting the apartment.

Time of Year

There are better times of the year to look for housing than others. Late spring, for example, often means a lot of high school and college graduates are looking for a place to rent. People also tend to move to new apartments in warmer months because the move is easier in good weather.

Make a List of Questions to Ask

Ask a lot of questions when you tour apartments. This gives you a chance to learn more about the property and your responsibilities. It's also a great way to find out how good the landlord is at communicating and working with tenants.

Start with questions like:

- How long is the rental term?
- Do I have access to laundry facilities?
- Who do I call if something breaks?
- Are trash and recycling included in the price?
- How close are the nearest essentials like groceries or gas?
- Are there quiet hours or restrictions on guests?



Start Gathering Essentials

First-time apartment renters usually don't have a lot of the furnishings they need to be comfortable in their new home. Once you know you're going to be renting an apartment, start slowly gathering the essentials. This lets you find items like pots and pans or towels at a great price and spreads the cost out.

Protect Your Belongings with Insurance

As a first-time apartment renter, you're probably ready to get settled into your new place. Before you get too comfortable, however, you should consider adding insurance policies that can help protect you and your belongings from accidents.

Renters insurance is one of the most affordable types of insurance. It protects your belongings from covered accidents like fires or theft. It can also help pay for medical bills or legal fees if a guest gets hurt while visiting you.

~Source: <https://www.wawanesa.com/us/blog/9-helpful-tips-for-first-time-apartment-renters>

Create a Ladybug Stone

Here's what you'll need:

- Stones (washed and dried)
- Red and black tissue paper (cut into small squares)
- Googly eyes
- Scissors
- Paintbrushes
- Mod Podge—Dishwasher Safe Gloss

- 1.** Decoupage the tissue paper onto the stones by placing the paper on the stone, then painting over it with Mod Podge. Use scissors to cut small black circles from the black tissue paper. Continue layering tissue paper over the stone until you are satisfied with your ladybug. Decoupage with tissue paper means much less cleanup than paints!
- 2.** Make the ladybug's antennae by twisting tissue paper between your fingers, then smoothing Mod Podge over it. Use the wooden end of your paintbrush to press it down onto the rock.
- 3.** While the Mod Podge is still wet, attach two googly eyes to the stone. Allow the ladybug to dry completely before placing it outside for play or decoration.



1.



2.

~Source: <https://www.firefliesandmudpies.com/ladybug-stones-a-happy-nature-craft-for-kids/>