


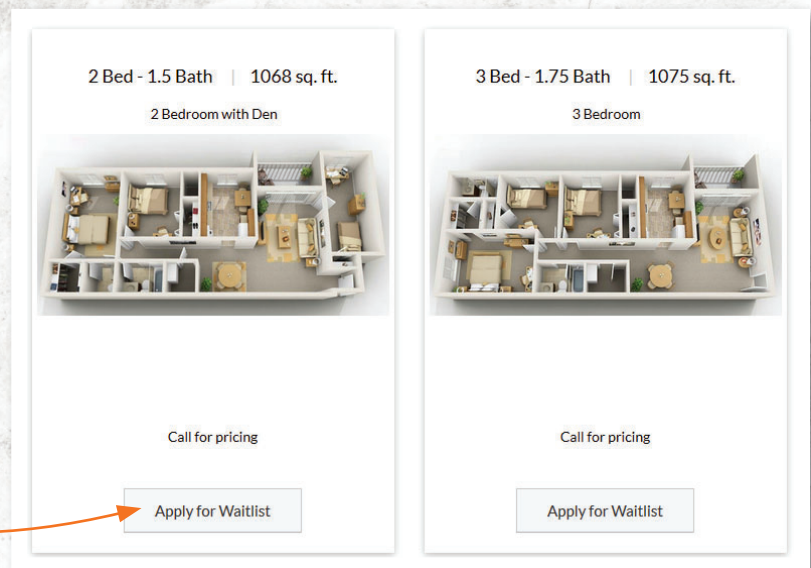
How To Apply To FOXRIDGE

Collegiate Apartment Homes by HHHunt

1. Go to www.FoxridgeLiving.com and click on **APPLY NOW**.
Only one roommate starts the process. You will invite your roommates later.



2. Choose your preferred floor plan and click **APPLY FOR WAITLIST**.




3. Select your **MOVE-IN DATE** and click on **APPLY NOW**.

A screenshot of the FoxridgeLiving.com website showing the application form. The "Move-in Date" field is set to "10/15/2019". The "Lease Term" is set to "12 months" with a visual timeline from 3 to 12 months. Below the timeline are the labels "Rent" and "Pending". To the right, there is a "Call for pricing" link with the text "*Price subject to change" and a "view details" link. At the bottom right is a large green "APPLY NOW" button. An orange arrow points from the "APPLY NOW" button in the third step to this button.

4. Fill out the form and click **CREATE MY ACCOUNT**.

Your password must have at least 10 characters, 1 lowercase letter, 1 uppercase letter, 1 number, and 1 symbol.

Verify you're not a robot!



Start Your Application

First Name* Last Name*

Email*

Password*

Phone

☐ I'm not a robot

reCAPTCHA
Privacy - Terms

CREATE MY ACCOUNT

By creating your account you are agreeing to the [Terms and Conditions](#) and [Privacy Policy](#)

5. Continue to fill out your application.

You will need to fill everything out completely! Use N/A or (000)000-0000 when needed.

If you have roommates, please fill out **ADDITIONAL APPLICANTS**. Add your roommates' names and email addresses and invite them to fill out an application.

6. Pay your application fee(s).

Convenience fees apply for credit/debit card payments.



You're all done!

The Welcome Center will contact you to review your application!

Questions?

Call (540) 951-1221 or (800) 525-3432