

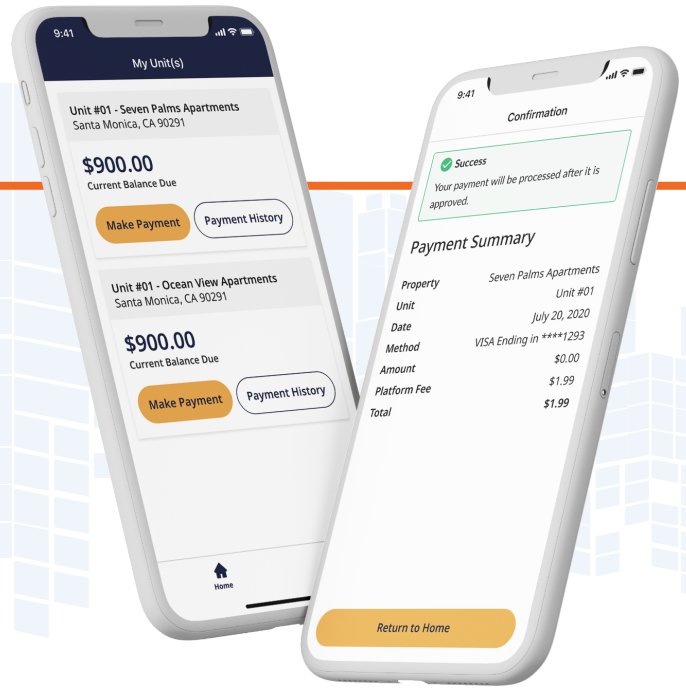


# Resident QR Codes

QR codes to download the Domuso app for iOS and Android

## Paying rent made easy

You can use any mobile device (phone or tablet) to submit a picture of a personal or certified check or money order, eliminating the need for you to drop off a check at the leasing office. Use a web browser on your mobile device or download the Domuso resident app from the Android or Apple Store.



## Do more with Domuso



Pay rent via check, money order, bank account, or credit card



Never miss a payment - Set reminders before your rent is due.



Set Auto-Pay to pay your rent automatically when you like

## Download today

Scan the code below with your phone camera to download the Domuso app



For iPhone



For iOS App Store



For Android



For Google Play Store



Visit us at

[www.domuso.com](http://www.domuso.com)

# Mobile Check Pay

A review of Mobile Check Pay with Domuso

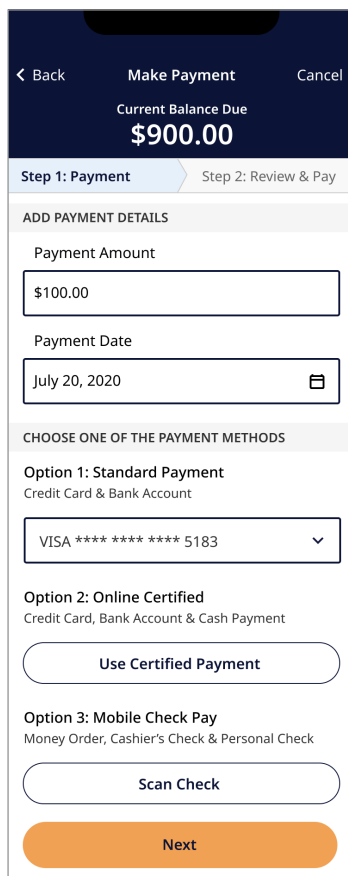
## Overview

You can use any mobile device (phones and tablets) to scan personal and certified checks, eliminating the need for you to drop off a check at the leasing office.

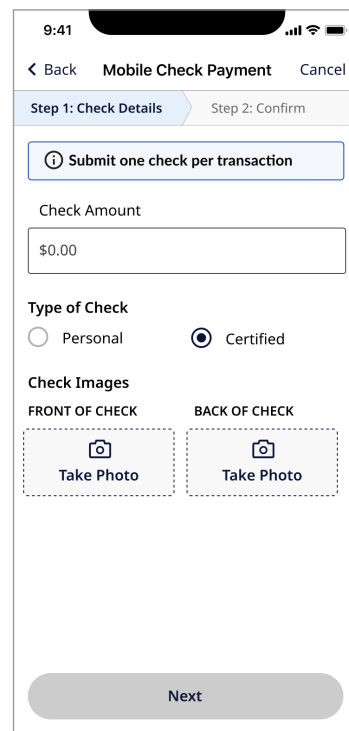
## Payment workflow

Log into your account at domuso.com, click “Make a Payment”, and select “Pay with a Paper Check”. From there, snap a photo of the front and back of the check, enter the check amount, and designate the check type.

- If you wrote the check from your personal checkbook, select “Yes” for “Is this a personal check?”.
- Otherwise, select “No”. Note: cashier’s checks and money orders are NOT personal checks.



Tap “Scan Check” under Option 3: Mobile Check Pay



Follow the instructions on this screen

- Scan checks one at a time. If you have more than one check to submit, submit one check first and then start again for any additional checks.
- Your property manager will approve or reject your payments and you will receive an email confirmation.
- Keep the check for 30 days before destroying it.